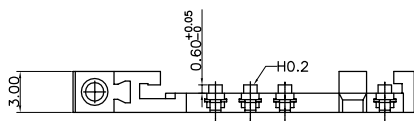
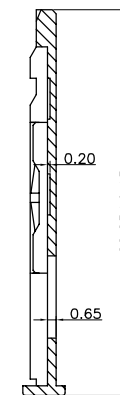
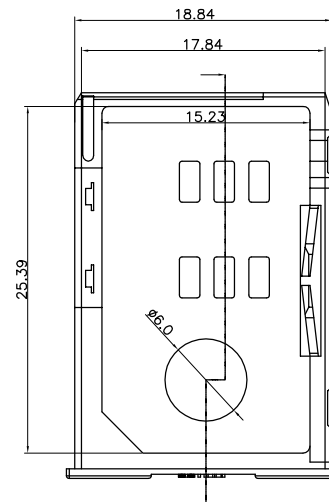
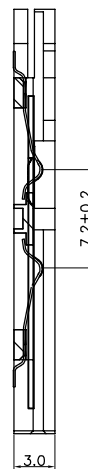
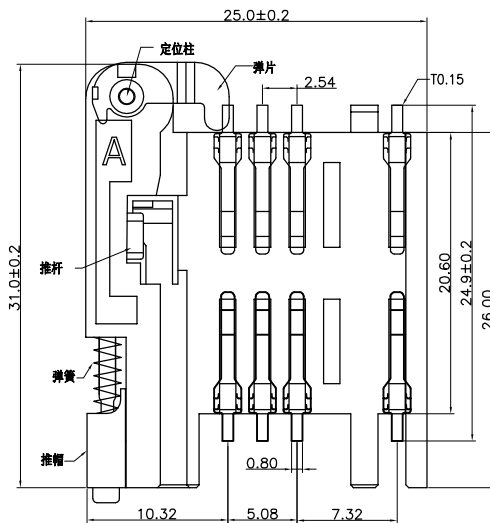


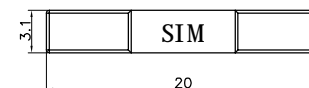
HSF RoHS

SPECIFICATIONS

Current Rating: 3Amps
 Insulator body: L C P
 Insulator Resistance: 5000MΩ Min
 Dielectric Withstanding: DC 500V
 Contact Resistance: 20mΩ Max
 Durability: 100gf Cycls Min
 Contact Material: Copper alloy
 Finish: Tin Gold or Duplex plated
 Standard: Au over Nickel
 Operating Temperature: -55°C + 105°C
 Max.Processing Temp: 230°C for 30-60 seconds
 (260°C for 10 seconds)



主体

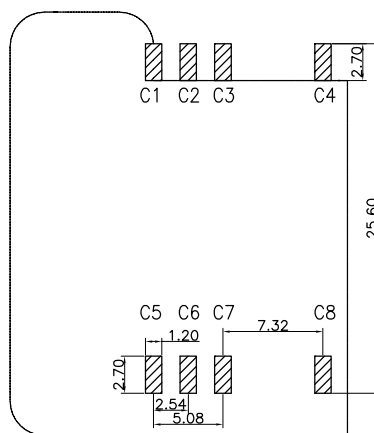


后盖

Ordering Information

7420 08 M 1 XX N B R 01

No. of Pins Per Row 08=8P	Connector Type S=Straight R=Right Angle M=SMT	Contact Plating G0:Gold Flash G4:3U" Gold G5:5U" Gold G7:15U" Gold S0:Gold Flash/Tin S7:15U"Gold Flash/Tin SN:Tin SM:5U"Gold/Matte-Tin	Insulator Color B=Black G=Grey
---------------------------------	--	--	--------------------------------------



RECOMMEND P. C. BOARD LAYOUT

PCB TOLERANCE:±0.05 (TOP VIEW)

				OPERATION		DRAW	yiyusheng	19.04.11	SCALE	FIT	JILN ® 深圳市锦凌电子有限公司 SHENZHEN JINLING ELECTRONIC CO.,LTD Tel: 86-755-2997-5806/5802 Fax: 86-755-2997-5992	
				X.X	±0.30				UNIT	mm		
				X.XX	±0.20	CHECK			SIZE	A4	PART NO.	742008M1XXNBR01
				X.XXX	±0.10				SHEET	1/1	TITLE:	8P-推杆式(A卡座)/LCP料/无柱/+黑色带SIM字盖子
REV	DATE	MODIFICATION DESCRIPTION	CHANGE	DIM	TOL	APPROVE			PROJ.			

1 2 3 4 5 6 7 8 9